

DISTRICT PROFILE

History

In February 2008, the citizens of Phelan and Piñon Hills overwhelmingly voted to separate the Water, Parks and Recreation, and Street Lighting Districts from the County and create a Community Services District. The Phelan Piñon Hills Community Service District was established through an election on February 5, 2008. With an 81% approval rating. The voters approved the formation of the District as a consolidation of three Special Districts: Zone-L70 Water, CSA-9 Phelan Parks and Street Lighting and CSA56-F1 Piñon Hills Parks. In 2012 the District activated Solid Waste and Recycling services.

The consolidation enabled the communities to establish a form of self-governance while maintaining their individual rural integrity. The 128 square mile District is the largest Community Service District in San Bernardino County. In March 2008, the Phelan Piñon Hills Community Services District was formed (LAFCO Resolution 2994), with a five-member Board of Directors elected to govern the District.

Governance

The District is governed by an elected, five-member Board of Directors. Board members are elected to a four year term, participating in the election process during odd years.

The Board of Directors' regularly scheduled meetings are on the first and third Wednesdays of each month at 6pm in the Phelan Community Center. Additionally, the Directors are assigned to at least two standing committees and some serve on ad hoc committees as needed. The committees have regularly scheduled monthly meetings for Engineering, Parks & Recreation, Government Affairs, and Finances. These meetings are open to the Public whom are encouraged to attend.

District Services

The District provides the following within its service area:

- ◆ Water
- ◆ Park and Recreation
- ◆ Street Lighting
- ◆ Solid Waste and Recycling

BOARD OF DIRECTORS

		Term Expires December
Dan Whalen	President	2017
Cathy Pace	Vice President	2017
Alex Brandon	Director	2019
Al Morrissette	Director	2017
Mark Roberts	Director	2019

DISTRICT MANAGEMENT

Donald Bartz	General Manager
Lori Lowrance	Administrative Services Manager
Kim Ward	Human Resources Manager/Executive Secretary
George Cardenas	Engineering Manager
Jack Stonesifer	Water Operations Manager

MISSION STATEMENT

The Mission of the Phelan Piñon Hills Community Services District is to provide all authorized services reliably and economically for the promotion of community development and to utilize all resources for maximum beneficial use.

VISION STATEMENT

To develop a Community Services District that enhances the living experience for all people within the District.

Please visit the District's website at PPHCSD.ORG for the up-to-date information and upcoming events.



Phelan Piñon Hills Community Services District

2016/2017 BUDGET



**WATER
PARKS AND RECREATION
STREET LIGHTING
SOLID WASTE AND RECYCLING**



Phelan Piñon Hills Community Services District
4176 Warbler Road, Phelan, CA 92371
760-868-1212

Budget in Brief

By the Numbers

FY 2016/2017 Adopted Budget in Brief

Phelan Piñon Hills Community Services District

Water System:

Number of Pressure Zones	11
Miles of Water Main	353
Reservoirs	35
Wells	11
Booster Stations	24
Booster Pumps	63
Pressure Reducing Stations	32
Service Connections (Meters)	6,806

Parks and Recreation Facilities:

Number of Parks	2
Number of Community Centers	2
Number of Senior Centers	2

Street Lighting:

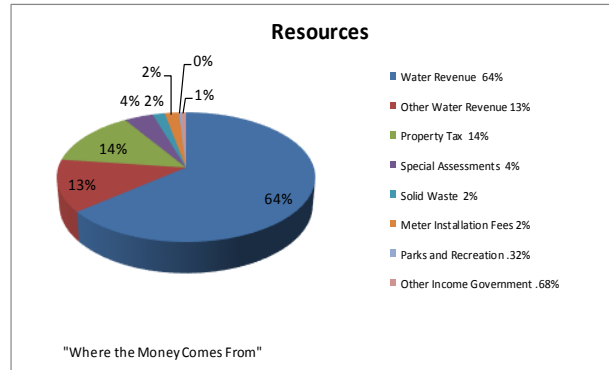
Number of Street Lights	92
Number of Lights at RR Crossings	1

Solid Waste and Recycling:

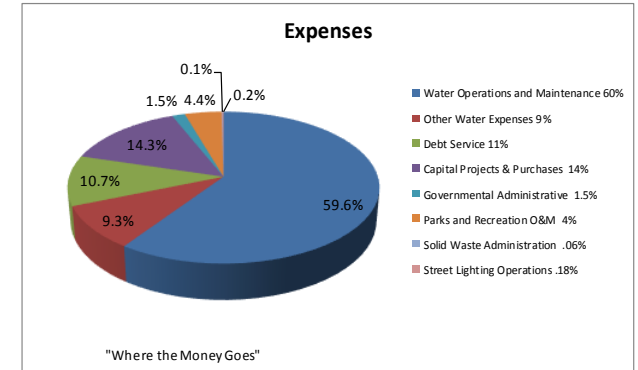
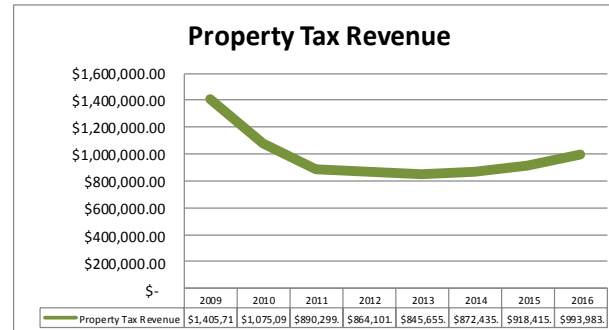
Number of Residential Customers	3,033
Number of Commercial Customers	159

Misc. Statistical Information

Population	21,794
Service Area	128 square miles
Employees	22 Full Time
Enterprise Fund Budget	\$6,415,138
Government Fund Budget	\$ 535,263
Capital Budget	\$1,240,000



Resources	
Water Revenue 64%	\$4,586,134
Other Water Revenue 13%	\$928,522
Property Tax 14%	\$999,053
Special Assessments 4%	\$300,000
Solid Waste 2%	\$125,380
Meter Installation Fees 2%	\$148,448
Parks and Recreation .32%	\$22,753
Other Income Government .68%	\$48,825
TOTAL REVENUE	\$7,159,114



Expenses	2016/2017
Water Operations and Maintenance 60%	\$5,183,473
Other Water Expenses 9%	\$804,948
Debt Service 11%	\$932,129
Capital Projects & Purchases 14%	\$1,240,000
Governmental Administrative 1.5%	\$133,816
Parks and Recreation O&M 4%	\$380,036.43
Solid Waste Administration .06%	\$5,353
Street Lighting Operations .18%	\$16,058
TOTAL APPROPRIATIONS	\$8,695,812

